

# WWW.BRAND-TS.NL

## SLUGGING WRENCHES




### 'BRAND TS' SLUGGING WRENCHES

1. Drop forged from high tensile alloy.
2. Machined to closed tolerances to ISO specifications.
3. Heat treated to achieve optimum Impact resistance.
4. Electroplating followed by black oxidizing to prevent from rusting.
5. Larger striking area to increase safety in use.
6. Greater sectional area for longer life.
7. Hexagon opening depth to ensure positive seating on nuts / bolts.
8. Chamfered openings for ease of location on nuts / bolts.
9. Greater offset height allows clear hammering in offset Slugging Wrenches.
10. Clear marking of size and model.



# WWW.BRAND-TS.NL

## STRAIGHT SLUGGING WRENCHES



### FRACTIONAL BIHEXAGON



A / F inch	MODEL NO.	T inch	D inch	OAL inch	Wt. lbs.
7/8	ASW14	0.708	1.889	7.165	1.390
15/16	ASW15	0.708	1.889	7.165	1.340
1	ASW16	0.708	1.889	7.165	1.320
1.1/16	ASW17	0.708	1.889	7.165	1.300
1.1/8	ASW18	0.708	2.125	7.283	1.365
1.3/16	ASW19	0.708	2.125	7.283	1.200
1.1/4	ASW20	0.708	2.125	7.283	1.500
1.5/16	ASW21	0.708	2.125	7.283	1.200
1.3/8	ASW22	0.708	2.125	7.283	1.200
1.7/16	ASW23	0.866	2.519	8.464	2.300
1.1/2	ASW24	0.866	2.519	8.464	2.400
1.9/16	ASW25	0.866	2.519	8.464	2.350
1.5/8	ASW26	0.866	2.519	8.464	2.300
1.11/16	ASW27	0.984	2.992	9.370	3.080
1.3/4	ASW28	0.984	2.992	9.370	3.080
1.13/16	ASW29	0.984	2.992	9.370	3.080
1.7/8	ASW30	0.984	2.992	9.370	3.230
1.15/16	ASW31	0.984	3.149	9.448	3.230
2	ASW32	0.984	3.149	9.448	3.080
2.1/16	ASW33	0.984	3.149	9.448	2.930
2.1/8	ASW34	0.984	3.149	9.448	3.020
2.3/16	ASW35	1.102	3.464	10.314	4.840
2.1/4	ASW36	1.102	3.464	10.314	4.970
2.5/16	ASW37	1.102	3.700	10.433	4.990
2.3/8	ASW38	1.102	3.700	10.433	5.040
2.7/16	ASW39	1.102	3.700	10.433	4.700
2.1/2	ASW40	1.102	3.700	10.433	3.080
2.9/16	ASW41	1.181	4.094	11.220	5.875
2.5/8	ASW42	1.181	4.094	11.220	7.500
2.11/16	ASW43	1.181	4.094	11.220	7.500
2.3/4	ASW44	1.377	4.330	12.401	7.500
2.13/16	ASW45	1.377	4.330	12.401	7.180
2.7/8	ASW46	1.377	4.330	12.401	7.195
2.15/16	ASW47	1.377	4.330	12.401	7.200
3	ASW48	1.377	4.330	12.401	7.400
3.1/16	ASW49	1.496	4.960	13.385	9.130
3.1/8	ASW50	1.496	4.960	13.385	8.910
3.3/16	ASW51	1.496	4.960	13.385	9.130
3.1/4	ASW52	1.496	4.960	13.385	9.350
3.5/16	ASW53	1.496	4.960	13.385	9.570
3.3/8	ASW54	1.496	4.960	13.385	9.680
3.7/16	ASW55	1.653	5.984	15.748	9.460
3.1/2	ASW56	1.653	5.984	15.748	9.460
3.9/16	ASW57	1.653	5.984	15.748	9.500
3.5/8	ASW58	1.653	5.984	15.748	9.480
3.11/16	ASW59	1.653	5.984	15.748	9.530
3.3/4	ASW60	1.653	5.984	15.748	9.590
3.13/16	ASW61	1.653	5.984	15.748	9.640


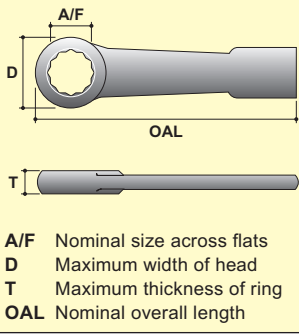
### FRACTIONAL BIHEXAGON (cont.)



A / F inch	MODEL NO.	T mm	D mm	OAL mm	Wt. lbs.
3.7/8	ASW62	1.653	5.984	15.748	15.000
3.15/16	ASW63	1.653	5.984	15.748	16.480
4	ASW64	1.653	5.984	15.748	19.470
4.1/16	ASW65	1.653	5.984	15.748	19.690
4.1/8	ASW66	1.968	6.771	16.141	23.280
4.3/16	ASW67	1.968	6.771	16.141	23.100
4.1/4	ASW68	1.968	6.771	16.141	22.800
4.5/16	ASW69	1.968	6.771	17.125	24.550
4.3/8	ASW70	1.968	6.771	17.125	24.200
4.7/16	ASW71	1.968	6.771	17.125	23.980
4.1/2	ASW72	1.968	6.771	17.125	23.670
4.5/8	ASW74	2.204	7.637	18.700	29.480
4.3/4	ASW76	2.204	7.637	18.700	29.700
4.7/8	ASW78	2.204	7.637	18.700	37.310
5	ASW80	2.204	8.070	19.881	36.850
5.1/8	ASW82	2.204	8.070	19.881	36.630
5.3/16	ASW83	2.204	8.070	19.881	36.520
5.1/4	ASW84	2.204	8.070	19.881	36.520
5.3/8	ASW86	2.559	9.055	22.244	43.560
5.1/2	ASW88	2.559	9.055	22.244	41.800
5.5/8	ASW90	2.559	9.055	22.244	41.580
5.3/4	ASW92	2.559	9.055	22.244	41.560
5.7/8	ASW94	2.559	9.055	22.244	40.810
6	ASW96	2.559	9.055	22.244	40.370
6.1/8	ASW98	2.559	9.055	22.244	39.820
6.1/4	ASW100	2.755	10.629	25.000	66.550
6.3/8	ASW102	2.755	10.629	25.000	66.000
6.1/2	ASW104	2.755	10.629	25.000	65.340
6.5/8	ASW106	2.755	10.629	25.000	65.120
6.3/4	ASW108	2.755	10.629	25.000	64.240
6.7/8	ASW110	2.755	10.629	25.000	63.470
7	ASW112	2.755	10.629	25.000	63.030
7.1/8	ASW114	2.952	11.614	26.771	78.760
7.1/4	ASW116	2.952	11.614	26.771	78.320
7.3/8	ASW118	2.952	11.614	26.771	78.100
7.1/2	ASW120	2.952	11.614	26.771	78.880
7.5/8	ASW122	2.952	11.614	26.771	77.660
7.3/4	ASW124	2.952	11.614	26.771	77.440
7.13/16	ASW125	2.952	11.614	26.771	76.780
7.7/8	ASW126	2.952	11.614	26.771	76.120
8	ASW128	2.952	11.614	26.771	76.560
8.1/8	ASW130	3.149	12.795	28.543	112.420
8.1/4	ASW132	3.149	12.795	28.543	111.540
8.3/8	ASW134	3.149	12.795	28.543	110.660
8.1/2	ASW136	3.149	12.795	28.543	110.220
8.5/8	ASW138	3.149	12.795	28.543	109.780
8.7/8	ASW142	3.149	12.795	28.543	109.340
9	ASW144	3.149	12.795	28.543	108.900

Table continued next column

## STRAIGHT SLUGGING WRENCHES



### METRIC BIHEXAGON




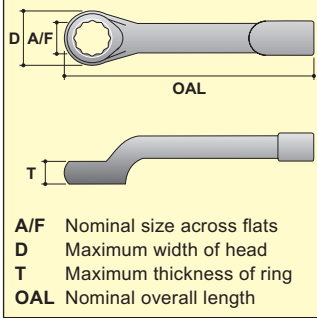
A / F mm	MODEL NO.	T mm	D mm	OAL mm	Wt. Kg.
22	MSW22	18.0	48.0	182.0	0.610
23	MSW23	18.0	48.0	182.0	0.610
24	MSW24	18.0	48.0	182.0	0.610
25	MSW25	18.0	48.0	182.0	0.590
26	MSW26	18.0	48.0	182.0	0.590
27	MSW27	18.0	48.0	182.0	0.590
28	MSW28	18.0	54.0	185.0	0.580
29	MSW29	18.0	54.0	185.0	0.560
30	MSW30	18.0	54.0	185.0	0.550
31	MSW31	18.0	54.0	185.0	0.540
32	MSW32	18.0	54.0	185.0	0.550
33	MSW33	18.0	54.0	185.0	0.540
34	MSW34	18.0	54.0	185.0	0.540
35	MSW35	18.0	54.0	185.0	0.540
36	MSW36	22.0	64.0	215.0	1.060
37	MSW37	22.0	64.0	215.0	1.060
38	MSW38	22.0	64.0	215.0	1.040
39	MSW39	22.0	64.0	215.0	1.030
40	MSW40	22.0	64.0	215.0	1.030
41	MSW41	22.0	64.0	215.0	1.030
42	MSW42	22.0	64.0	215.0	1.020
43	MSW43	25.0	76.0	238.0	1.480
44	MSW44	25.0	76.0	238.0	1.470
45	MSW45	25.0	76.0	238.0	1.430
46	MSW46	25.0	76.0	238.0	1.400
47	MSW47	25.0	76.0	238.0	1.380
48	MSW48	25.0	80.0	240.0	1.360
49	MSW49	25.0	80.0	240.0	1.350
50	MSW50	25.0	80.0	240.0	1.340
51	MSW51	25.0	80.0	240.0	1.400
52	MSW52	25.0	80.0	240.0	1.400
54	MSW54	25.0	80.0	240.0	2.350
55	MSW55	28.0	88.0	262.0	2.320
56	MSW56	28.0	88.0	262.0	2.325
57	MSW57	28.0	88.0	262.0	2.310
58	MSW58	28.0	88.0	262.0	2.300
59	MSW59	28.0	94.0	265.0	2.250
60	MSW60	28.0	94.0	265.0	2.140
61	MSW61	28.0	94.0	265.0	2.140
62	MSW62	28.0	94.0	265.0	2.500
65	MSW65	30.0	104.0	285.0	2.710
67	MSW67	30.0	104.0	285.0	2.770
70	MSW70	35.0	110.0	315.0	3.410
73	MSW73	35.0	110.0	315.0	3.410
75	MSW75	35.0	110.0	315.0	3.400

### METRIC BIHEXAGON (cont.)



A / F mm	MODEL NO.	T mm	D mm	OAL mm	Wt. Kg.
76	MSW76	35.0	110.0	315.0	3.370
80	MSW80	38.0	126.0	340.0	4.860
85	MSW85	38.0	126.0	340.0	4.400
86	MSW86	38.0	126.0	340.0	4.300
90	MSW90	42.0	152.0	400.0	4.650
95	MSW95	42.0	152.0	400.0	4.360
100	MSW100	42.0	152.0	400.0	7.490
105	MSW105	50.0	172.0	410.0	10.580
110	MSW110	50.0	172.0	435.0	11.670
115	MSW115	50.0	172.0	435.0	10.760
120	MSW120	56.0	194.0	475.0	16.070
125	MSW125	56.0	194.0	475.0	16.960
130	MSW130	60.0	205.0	505.0	16.850
135	MSW135	60.0	205.0	510.0	16.550
140	MSW140	65.0	230.0	565.0	19.000
145	MSW145	65.0	230.0	565.0	18.810
150	MSW150	65.0	230.0	565.0	18.550
155	MSW155	65.0	230.0	565.0	18.350
160	MSW160	70.0	270.0	635.0	29.900
165	MSW165	70.0	270.0	635.0	29.700
170	MSW170	70.0	270.0	635.0	29.250
175	MSW175	70.0	270.0	635.0	28.850
180	MSW180	70.0	270.0	635.0	28.500
185	MSW185	75.0	295.0	680.0	35.600
190	MSW190	75.0	295.0	680.0	35.400
195	MSW195	75.0	295.0	680.0	35.200
200	MSW200	75.0	295.0	680.0	34.900
205	MSW205	75.0	295.0	680.0	34.700
210	MSW210	80.0	325.0	725.0	50.850
215	MSW215	80.0	325.0	725.0	50.550
220	MSW220	80.0	325.0	725.0	50.100
225	MSW225	80.0	325.0	725.0	49.800
230	MSW230	80.0	325.0	725.0	49.500





### METRIC BIHEXAGON



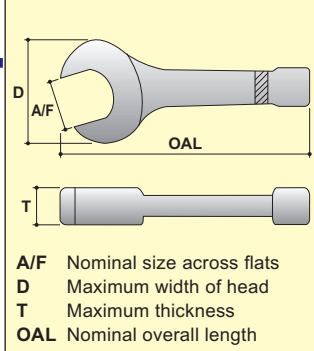

A / F mm	MODEL NO.	T mm	D mm	OAL mm	Wt. kg.
24	MOSW24	20.0	42.0	250.0	1.000
27	MOSW27	25.0	52.0	270.0	1.060
30	MOSW30	25.0	52.0	270.0	1.150
32	MOSW32	25.0	52.0	270.0	1.290
34	MOSW34	25.0	52.0	270.0	1.640
35	MOSW35	32.0	68.0	312.0	1.550
36	MOSW36	32.0	68.0	312.0	1.500
38	MOSW38	32.0	68.0	312.0	1.750
40	MOSW40	32.0	68.0	312.0	1.950
41	MOSW41	32.0	68.0	312.0	2.150
43	MOSW43	35.0	82.0	340.0	2.850
46	MOSW46	35.0	82.0	340.0	2.630
47	MOSW47	35.0	82.0	340.0	2.610
48	MOSW48	35.0	82.0	340.0	2.600
49	MOSW49	35.0	82.0	340.0	2.450
50	MOSW50	35.0	82.0	340.0	2.350
51	MOSW51	35.0	82.0	340.0	3.190
52	MOSW52	38.0	82.0	360.0	3.000
54	MOSW54	38.0	82.0	360.0	3.000
55	MOSW55	38.0	82.0	360.0	2.930
56	MOSW56	38.0	82.0	360.0	2.980
57	MOSW57	38.0	82.0	360.0	4.850
58	MOSW58	38.0	82.0	360.0	4.750
59	MOSW59	38.0	82.0	360.0	4.900
60	MOSW60	44.0	110.0	380.0	4.430
61	MOSW61	44.0	110.0	380.0	4.350
62	MOSW62	44.0	110.0	380.0	4.300
65	MOSW65	44.0	110.0	380.0	5.650
67	MOSW67	44.0	110.0	380.0	5.500
70	MOSW70	50.0	127.0	400.0	7.320
73	MOSW73	50.0	127.0	400.0	7.000
75	MOSW75	50.0	127.0	400.0	6.880
76	MOSW76	50.0	127.0	400.0	6.750
80	MOSW80	50.0	127.0	400.0	8.630
85	MOSW85	50.0	127.0	400.0	7.480
86	MOSW86	57.0	152.0	465.0	9.100
90	MOSW90	57.0	152.0	465.0	8.970
95	MOSW95	57.0	152.0	465.0	11.680
100	MOSW100	57.0	152.0	465.0	11.470
105	MOSW105	63.5	194.0	540.0	12.000
110	MOSW110	63.5	194.0	540.0	11.740
115	MOSW115	63.5	194.0	540.0	11.710
120	MOSW120	63.5	194.0	540.0	11.550
125	MOSW125	63.5	194.0	540.0	11.250
130	MOSW130	63.5	194.0	540.0	11.050

### FRACTIONAL BIHEXAGON



A / F inch	MODEL NO.	T inch	D inch	OAL inch	Wt. lbs.
15/16	AOSW15	0.787	1.653	9.842	2.160
1	AOSW16	0.787	1.653	9.842	2.200
1.1/16	AOSW17	0.984	2.047	10.629	2.330
1.1/8	AOSW18	0.984	2.047	10.629	2.220
1.3/16	AOSW19	0.984	2.047	10.629	2.420
1.1/4	AOSW20	0.984	2.047	10.629	2.530
1.5/16	AOSW21	0.984	2.047	10.629	4.070
1.3/8	AOSW22	1.259	2.677	12.283	3.520
1.7/16	AOSW23	1.259	2.677	12.283	3.300
1.1/2	AOSW24	1.259	2.677	12.283	3.890
1.5/8	AOSW26	1.259	2.677	12.283	4.730
1.11/16	AOSW27	1.377	3.228	13.385	4.950
1.3/4	AOSW28	1.377	3.228	13.385	4.840
1.13/16	AOSW29	1.377	3.228	13.385	6.050
1.7/8	AOSW30	1.377	3.228	13.385	6.530
2	AOSW32	1.377	3.228	13.385	6.290
2.1/16	AOSW33	1.496	3.228	14.173	13.180
2.3/16	AOSW35	1.496	3.228	14.173	13.130
2.1/4	AOSW36	1.496	3.228	14.173	11.960
2.5/16	AOSW37	1.496	3.228	14.173	11.550
2.3/8	AOSW38	1.732	4.330	14.960	11.180
2.7/16	AOSW39	1.732	4.330	14.960	16.940
2.1/2	AOSW40	1.732	4.330	14.960	16.940
2.9/16	AOSW41	1.732	4.330	14.960	16.830
2.5/8	AOSW42	1.732	4.330	14.960	16.280
2.3/4	AOSW44	1.968	5.000	15.748	16.104
2.13/16	AOSW45	1.968	5.000	15.748	15.730
2.7/8	AOSW46	1.968	5.000	15.748	15.400
2.15/16	AOSW47	1.968	5.000	15.748	15.400
3	AOSW48	1.968	5.000	15.748	15.140
3.1/8	AOSW50	1.968	5.000	15.748	14.740
3.3/8	AOSW54	2.244	5.984	18.307	23.500
3.1/2	AOSW56	2.244	5.984	18.307	23.430
3.3/4	AOSW60	2.244	5.984	18.307	23.210
3.7/8	AOSW62	2.244	5.984	18.307	22.550
3.15/16	AOSW63	2.244	5.984	18.307	22.220
4.1/8	AOSW66	2.480	7.637	21.259	26.400
4.1/4	AOSW68	2.480	7.637	21.259	26.290
4.5/16	AOSW69	2.480	7.637	21.259	25.830
4.1/2	AOSW72	2.480	7.637	21.259	25.480
4.5/8	AOSW74	2.480	7.637	21.259	24.970
4.3/4	AOSW76	2.480	7.637	21.259	24.420
4.7/8	AOSW78	2.480	7.637	21.259	24.200
5	AOSW80	2.480	7.637	21.259	23.870
5.1/8	AOSW82	2.480	7.637	21.259	23.430

## OPEN JAW SLUGGING WRENCHES




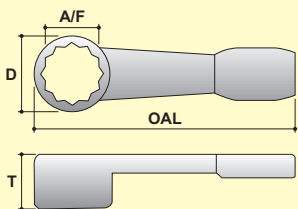
### METRIC SIZES

A / F mm	MODEL NO.	T mm	D mm	OAL mm
24	MOJ24	17	58	175
27	MOJ27	17	58	175
30	MOJ30	18	66	190
32	MOJ32	18	66	190
34	MOJ34	18	73	200
36	MOJ36	20	78	205
38	MOJ38	20	90	225
41	MOJ41	20	90	225
46	MOJ46	22	100	245
50	MOJ50	22	110	270
55	MOJ55	25	120	300
60	MOJ60	25	130	310
65	MOJ65	30	142	340
70	MOJ70	32	156	370
75	MOJ75	32	164	370
80	MOJ80	35	175	395
85	MOJ85	35	175	395
90	MOJ90	40	197	440
95	MOJ95	40	197	440
100	MOJ100	48	230	480
105	MOJ105	48	230	480
110	MOJ110	50	238	505
115	MOJ115	56	250	505
120	MOJ120	56	258	530
130	MOJ130	56	278	560
135	MOJ135	56	278	560
145	MOJ145	62	308	630
150	MOJ150	62	308	630
155	MOJ155	62	308	630
165	MOJ165	70	345	705
170	MOJ170	70	345	705
175	MOJ175	70	345	705
180	MOJ180	70	345	705
200	MOJ200	75	405	760
215	MOJ215	80	425	830
230	MOJ230	80	475	830


### FRACTIONAL SIZES

A / F inch	MODEL NO.	T inch	D inch	OAL inch
15/16	AOJ15	0.669	2.283	6.890
1.1/16	AOJ17	0.669	2.283	6.890
1.1/8	AOJ18	0.708	2.598	7.480
1.1/4	AOJ20	0.708	2.598	7.480
1.5/16	AOJ21	0.708	2.874	7.874
1.3/8	AOJ22	0.708	2.874	7.874
1.7/16	AOJ23	0.787	3.071	8.071
1.1/2	AOJ24	0.787	3.543	8.858
1.5/8	AOJ26	0.787	3.543	8.858
1.11/16	AOJ27	0.787	3.543	8.858
1.13/16	AOJ29	0.866	3.937	9.646
1.7/8	AOJ30	0.866	4.331	10.630
2	AOJ32	0.866	4.331	10.630
2.1/16	AOJ33	0.984	4.724	11.811
2.3/16	AOJ35	0.984	4.724	11.811
2.1/4	AOJ36	0.984	5.118	11.811
2.3/8	AOJ38	0.984	5.118	12.204
2.7/16	AOJ39	1.181	5.590	13.385
2.9/16	AOJ41	1.181	5.590	13.385
2.5/8	AOJ42	1.259	6.141	14.567
2.3/4	AOJ44	1.259	6.141	14.567
2.13/16	AOJ45	1.259	6.457	14.567
2.15/16	AOJ47	1.259	6.457	14.567
3	AOJ48	1.259	6.457	14.567
3.1/8	AOJ50	1.378	6.890	15.551
3.3/8	AOJ51	1.378	6.890	15.551
3.1/2	AOJ56	1.575	7.756	17.323
3.3/4	AOJ60	1.575	7.756	17.323
3.7/8	AOJ62	1.890	9.055	18.898
4.1/8	AOJ66	1.890	9.055	18.898
4.1/4	AOJ68	1.968	9.370	19.882
4.1/2	AOJ72	2.204	9.842	19.882
4.5/8	AOJ74	2.204	10.157	20.866
4.7/8	AOJ78	2.204	10.945	20.866
5	AOJ80	2.204	10.945	22.047
5.1/4	AOJ84	2.204	10.945	22.047
5.3/8	AOJ86	2.204	10.945	22.047
5.5/8	AOJ90	2.441	12.126	24.803
5.3/4	AOJ92	2.441	12.126	24.803
6	AOJ96	2.441	12.126	24.803
6.1/8	AOJ98	2.441	12.126	24.803
6.1/2	AOJ104	2.756	13.582	27.756
6.7/8	AOJ110	2.756	13.582	27.756
7.1/8	AOJ114	2.756	13.582	27.756
7.1/4	AOJ116	2.756	15.157	29.921
7.5/8	AOJ122	2.756	15.157	29.921
7.7/8	AOJ126	2.952	15.945	29.921
8	AOJ128	2.952	15.945	29.921
8.3/8	AOJ134	3.150	16.732	32.677
8.3/4	AOJ140	3.150	17.520	32.677
9.1/8	AOJ146	3.150	18.700	32.677





A/F Nominal size across flats  
 D Maximum width of head  
 T Maximum thickness of ring  
 OAL Nominal overall length



### METRIC BIHEXAGON



A / F mm	MODEL NO.	T mm	D mm	OAL mm
24	MBSW24	40.0	47.0	180.0
27	MBSW27	40.0	47.0	180.0
30	MBSW30	40.0	54.0	195.0
32	MBSW32	45.0	54.0	195.0
34	MBSW34	45.0	54.0	195.0
36	MBSW36	45.0	60.0	200.0
38	MBSW38	45.0	66.0	220.0
41	MBSW41	45.0	66.0	220.0
46	MBSW46	50.0	75.0	230.0
50	MBSW50	50.0	80.0	245.0
55	MBSW55	60.0	88.0	260.0
60	MBSW60	60.0	94.0	270.0
65	MBSW65	70.0	104.0	290.0
70	MBSW70	70.0	110.0	320.0
75	MBSW75	80.0	110.0	320.0
80	MBSW80	80.0	126.0	350.0
85	MBSW85	90.0	126.0	350.0
90	MBSW90	90.0	152.0	385.0
95	MBSW95	95.0	152.0	385.0
100	MBSW100	95.0	155.0	415.0
105	MBSW105	105.0	172.0	420.0
110	MBSW110	110.0	172.0	440.0
115	MBSW115	115.0	172.0	440.0
120	MBSW120	120.0	194.0	485.0
130	MBSW130	130.0	205.0	515.0
135	MBSW135	135.0	205.0	515.0
145	MBSW145	145.0	230.0	575.0
150	MBSW150	150.0	230.0	575.0
155	MBSW155	155.0	230.0	575.0
165	MBSW165	165.0	270.0	645.0
170	MBSW170	170.0	270.0	645.0
175	MBSW175	175.0	270.0	645.0
180	MBSW180	180.0	270.0	645.0
200	MBSW200	200.0	295.0	690.0
215	MBSW215	215.0	325.0	735.0
230	MBSW230	230.0	325.0	735.0

### FRACTIONAL BIHEXAGON



A / F inch	MODEL NO.	T inch	D inch	OAL inch
15/16	ABSW15	1.575	1.850	7.086
1.1/16	ABSW17	1.575	1.850	7.086
1.1/8	ABSW18	1.575	2.126	7.677
1.1/4	ABSW20	1.772	2.126	7.677
1.5/16	ABSW21	1.772	2.126	7.677
1.3/8	ABSW22	1.772	2.126	7.677
1.7/16	ABSW23	1.772	2.362	7.874
1.1/2	ABSW24	1.772	2.598	8.661
1.5/8	ABSW26	1.772	2.598	8.661
1.11/16	ABSW27	1.968	2.952	9.055
1.13/16	ABSW29	1.968	2.952	9.055
1.7/8	ABSW30	1.968	2.952	9.055
2	ABSW32	1.968	3.149	9.645
2.1/16	ABSW33	1.968	3.149	9.645
2.3/16	ABSW35	2.362	3.464	10.236
2.1/4	ABSW36	2.362	3.464	10.236
2.3/8	ABSW38	2.362	3.700	10.630
2.7/16	ABSW39	2.362	3.700	10.630
2.9/16	ABSW41	2.756	4.094	11.417
2.5/8	ABSW42	2.756	4.094	11.417
2.3/4	ABSW44	2.756	4.330	12.598
2.13/16	ABSW45	2.756	4.330	12.598
2.15/16	ABSW47	3.149	4.330	12.598
3	ABSW48	3.149	4.330	12.598
3.1/8	ABSW50	3.149	4.961	13.779
3.3/8	ABSW51	3.543	4.961	13.779
3.1/2	ABSW56	3.543	5.984	15.157
3.3/4	ABSW60	3.740	5.984	15.157
3.7/8	ABSW62	3.740	6.102	16.338
4.1/8	ABSW66	4.133	6.772	16.535
4.1/4	ABSW68	4.133	6.772	16.535
4.1/2	ABSW72	4.133	6.772	16.535
4.5/8	ABSW74	4.133	7.637	19.094
4.7/8	ABSW78	4.527	7.637	19.094
5	ABSW80	4.527	8.071	20.276
5.1/4	ABSW84	4.527	8.071	20.276
5.3/8	ABSW86	4.527	8.071	20.276
5.5/8	ABSW90	4.921	9.055	22.638
5.3/4	ABSW92	4.921	9.055	22.638
6	ABSW96	5.314	9.055	22.638
6.1/8	ABSW98	5.314	9.055	22.638
6.1/2	ABSW104	5.905	10.630	25.394
6.7/8	ABSW110	5.905	10.630	25.394
7.1/8	ABSW114	5.905	11.614	27.165
7.1/4	ABSW116	5.905	11.614	27.165
7.5/8	ABSW122	5.905	11.614	27.165
7.7/8	ABSW126	5.905	11.614	27.165
8	ABSW128	5.905	11.614	27.165
8.3/8	ABSW134	6.299	12.795	28.937
8.3/4	ABSW140	6.299	12.795	28.937
9.1/8	ABSW146	6.299	12.795	28.937

